

Innovative methods to proactively control moisture and moulds during construction.

“Where did all that water come from and how do I get rid of it?”




Abbotsford
&
Salmon Arm

Proactively controlling moisture during the building process.



- Wet conditions happen during construction.
- In this climate you **will** have to deal with wet buildings and building materials.
- If you do not, regardless of how good your envelope and moisture control program are, you run the risk of completing a structure prone to moulds.



Quality Climate Controls Inc.

Abbotsford
&
Salmon Arm

Processes that create moisture.


- Other than weather where are your high moisture risk areas in a new build?
- Builders and designers know that certain processes introduce moisture into the building envelope.
- Did you know that many traditional climate control methods used to control moisture actually introduce moisture into the building envelope?
- Do you know how much water your processes are injecting into your building?



Abbotsford
&
Salmon Arm

Processes that create moisture

- As recently as five years ago the standard type of portable climate control during cold weather construction was traditional “direct fired heaters”.
- These combustion based heaters introduce significant amounts of moisture into a building as a byproduct of combustion.
 - Did you know:
 - Every 100,000 btu’s of propane burned creates 7.7 lbs of water?
 - Every 100,000 btu’s of natural gas burned creates 9.3 pounds of water?
 - Therefore a 1 million btu heater produces up to 93 pounds of water.....per hour! That is 2,232 lbs of water per day...every day.




Quality Climate Controls Inc.

Abbotsford
&
Salmon Arm

What does the industry say?

- *“Minimizing water intrusion during construction and **developing a proactive plan to effectively deal with wet construction materials are also important considerations.**”*
- *“By their very nature construction sites are prone to wetness or uncontrolled humidity.”*
- *“Construction contractors should consider the following to minimize the potential for mould growth:*
 - *Protecting stored materials from moisture;*
 - *Minimizing moisture accumulation within the building;*
 - ***Achieving balanced control of thermal comfort and relative humidity in the building;**”*
- *“The key to dealing with mould – and with the rising tide of public concern and adverse publicity that surround the issue – lies in prevention.”*
 - Taken from: *“mould guidelines for the Canadian construction industry”* Canadian Construction Association – 2004 copyright.




Quality Climate Controls Inc.

Abbotsford
&
Salmon Arm

Potential Challenges

- ***“Drying techniques using fans, natural ventilation, heaters, dehumidifiers, desiccant dehumidifiers, and the HVAC system if operational have unique limitations.”***
 - Taken from: *“mould guidelines for the Canadian construction industry”* Canadian Construction Association – 2004 copyright.
- **In the past this statement was true. The portable climate control industry is evolving and technology exists today that incorporates most, if not all, of the benefits of the processes mentioned above. These technologies are nearly a single source solution for moisture issues inside any building envelope.**
- ***“If water intrusion occurs, every reasonable effort should be made to dry out wet materials within 24 hours (48 hours maximum) from the time when it is reasonably practical to stop the water intrusion.”***
- ***“Where water is introduced as part of a construction process (e.g., forming drywall curvatures), every reasonable effort should be made to dry out wet materials within 24 hours (48 hours maximum).”***
 - Taken from: *“mould guidelines for the Canadian construction industry”* Canadian Construction Association – 2004 copyright.
- **Past experience teaches us that achieving acceptable levels of dryness within 24 to 48 hours is very, very challenging under many weather conditions.**




Quality Climate Controls Inc.

Abbotsford
&
Salmon Arm

What happens in the field?

- **You've got a large gypcrete pour to finish and the weather is cool and humid. There is a wood floor above this wet product. You need to reduce your exposure to potential mould growth.**
 - Possible solutions:
 - Natural Ventilation – If it is cool and damp, this will be too slow.
 - Heaters – If you use traditional technology you will add water instead of removing it.
 - Dryair Hydronic Climate control.
- **It is mid winter and you need to complete the drywall stage of your project.**
 - Possible solutions:
 - Natural Ventilation – If it is cold out this is counter productive and costly.
 - Heaters – If you use traditional technology you will add water instead of removing it.
 - Dryair Hydronic Climate control.




Quality Climate Controls Inc.

Abbotsford
&
Salmon Arm

What happens in the field?

- **You have just completed a large concrete placement and need to manage the moisture in your envelope for your finishing processes or flooring applications.**
 - Possible solutions:
 - Natural Ventilation – If it is cool and damp, this will be too slow.
 - Heaters – If you use traditional technology you will add water instead of removing it. And you run the risk of oxidation on your slab.
 - Dehumidifiers – Concrete is a very difficult media to pull water from. You will want something more aggressive.
 - Dryair Hydronic Climate control.
- **It is June and your wood frame structure just got saturated in the rain. You need to dry the wood framework as fast as possible.**
 - Possible solutions:
 - Natural Ventilation – If it is damp, this will be too slow.
 - Heaters – If you use traditional technology you will add water instead of removing it.
 - Dehumidifiers – The scope of the project will be too large for dehumidifiers to hit the target dry within 24 to 48 hours.
 - Dryair Hydronic Climate control.




Quality Climate Controls Inc.

Abbotsford
&
Salmon Arm

A new/old method for controlling moisture.



- Virtually everyone in the room has dried something with heat.
- Have you ever thought about “Why” this works?
- Have you ever thought about applying these simple principles to controlling moisture in your buildings, both new construction and existing buildings?




Quality Climate Controls Inc.

Abbotsford
&
Salmon Arm

A new/old method for controlling moisture. Hydronic Drying



- Today, companies like Dryair and Quality Climate Controls offer practical, aggressive temporary climate control systems.
- These hydronic style systems are gaining in popularity in British Columbia.



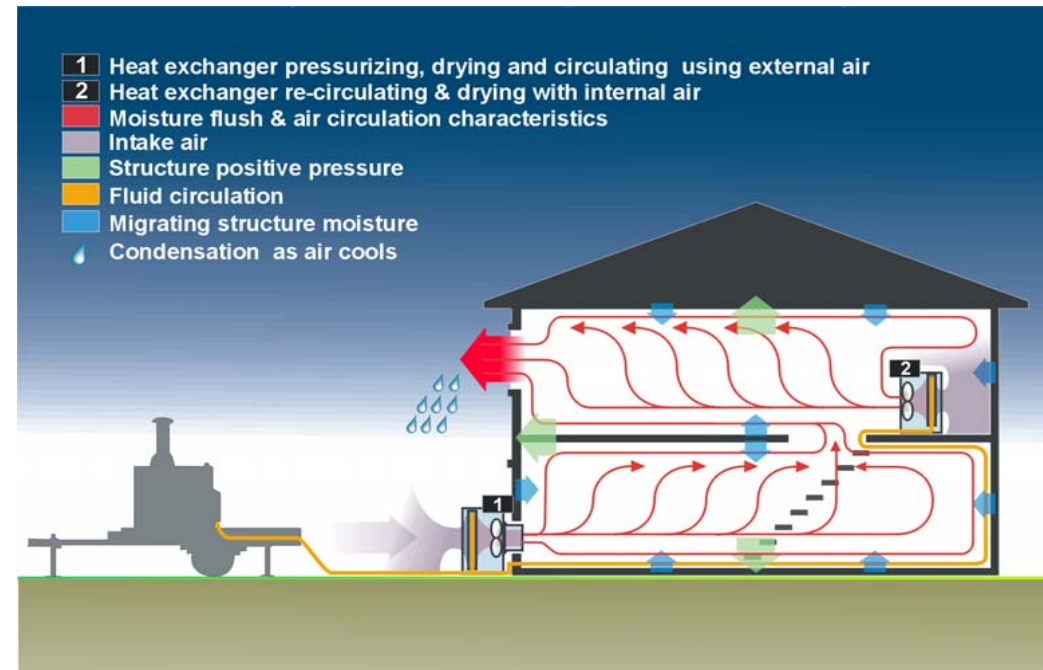
Quality Climate Controls Inc.

Abbotsford
&
Salmon Arm

The Moisture Flush Approach

How does it work?

- The moisture flush process is completely safe as all combustion occurs away from the structure, at the central heating module.
- The moisture flush process will also remove moisture up to 10 times faster than conventional dehumidification equipment.
- No clumsy flexible ducts either!



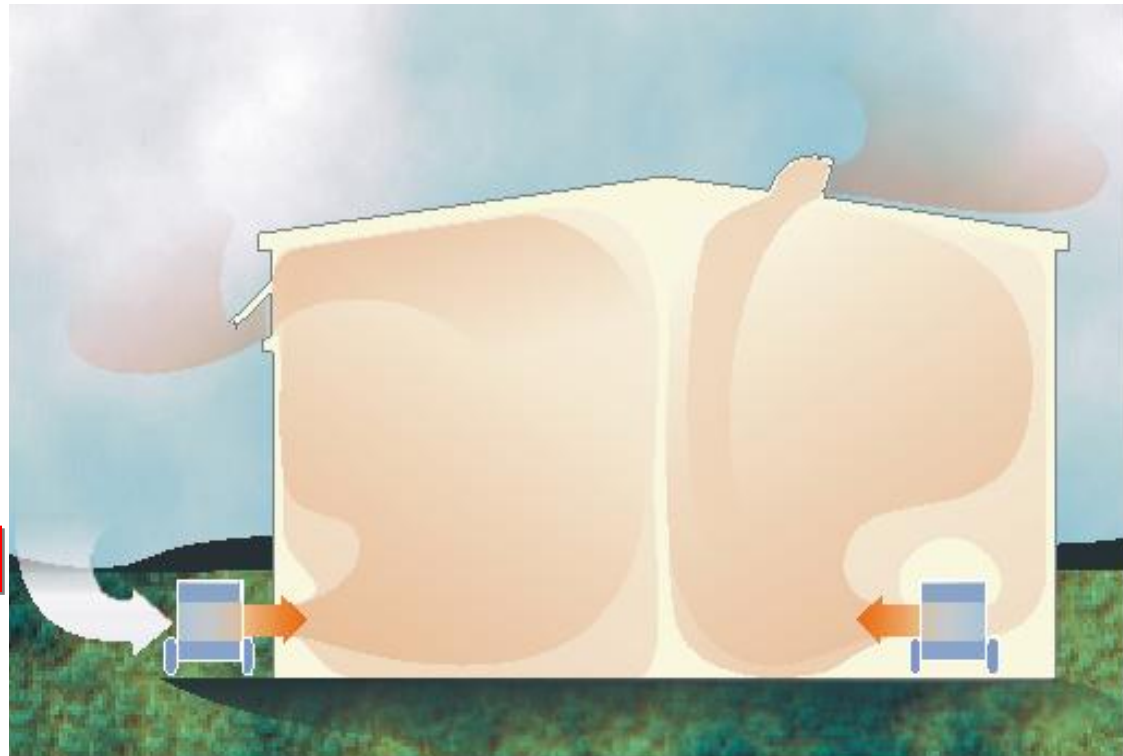
Abbotsford
&
Salmon Arm

The Moisture Flush Approach

How does it work?

- DRYAIR's drying process involves structure pressurization and a moisture flush process.

1. Heat exchangers draw in outside air, pressurizing the structure.

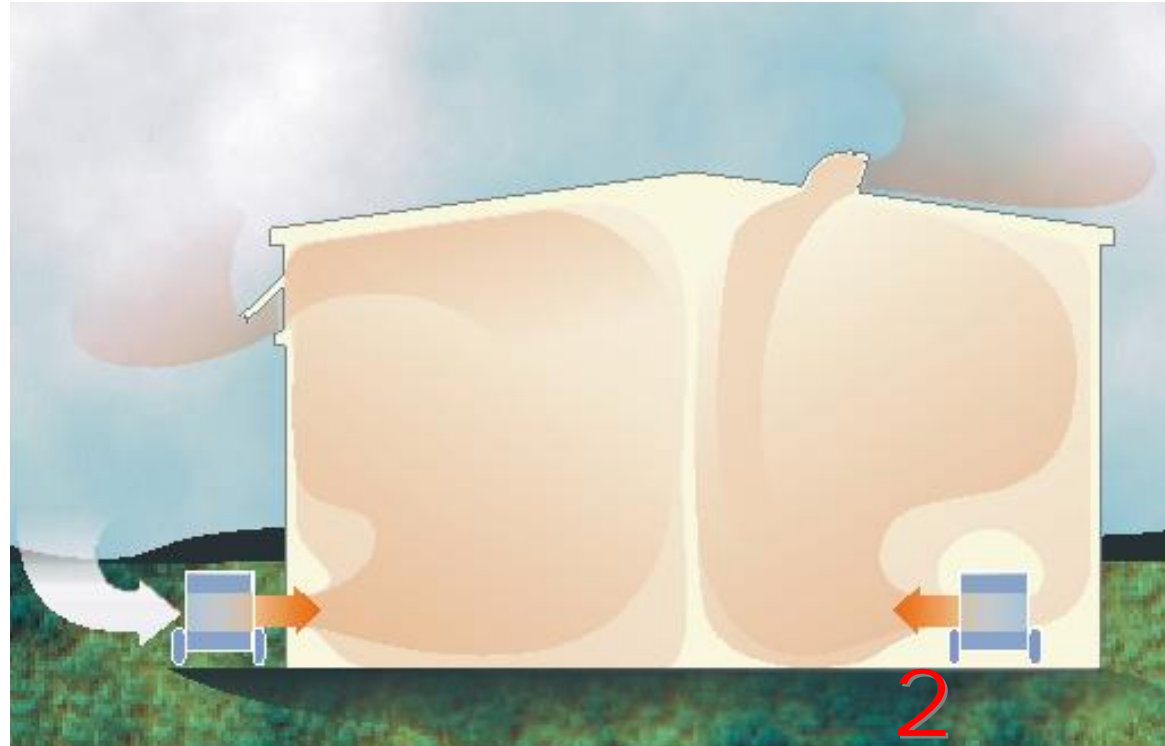


Abbotsford
&
Salmon Arm

The Moisture Flush Approach

How does it work?

- DRYAIR's drying process involves structure pressurization and a moisture flush process.
2. Heat exchangers are located within the structure, circulating & heating internal air.



*Note that heated air is an important factor in the equation.
For every 10°C of temperature rise, the air's RH is cut in half.*



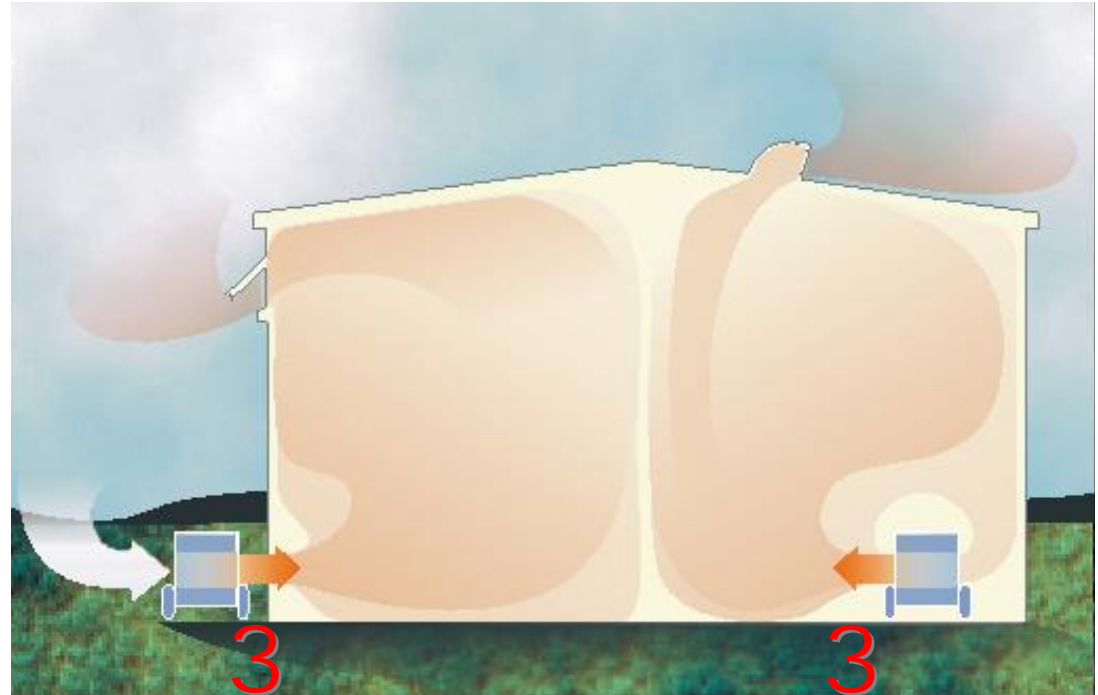
Abbotsford
&
Salmon Arm

The Moisture Flush Approach

How does it work?

- DRYAIR's drying process involves structure pressurization and a moisture flush process.

3. Low RH, heated air circulates and captures moisture. High air circulation ensures that moisture-laden air is exhausted from the structure before condensation re-occurs

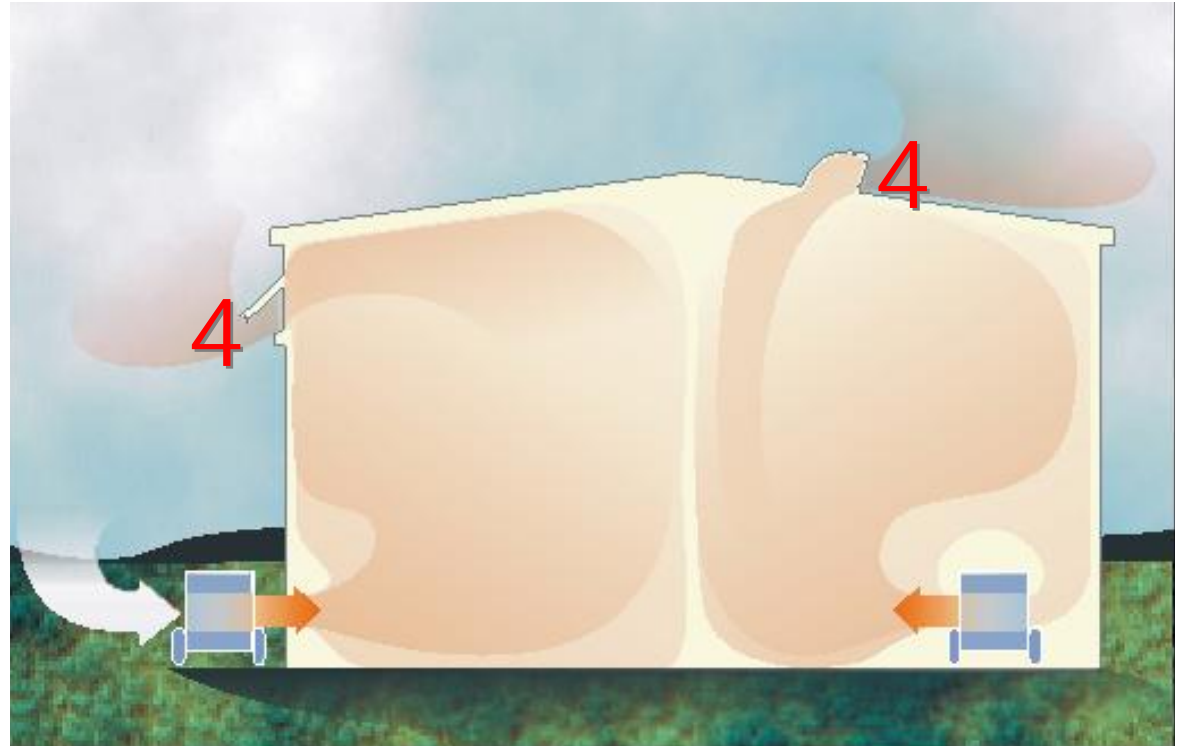


Abbotsford
&
Salmon Arm

The Moisture Flush Approach

How does it work?

- DRYAIR's drying process involves structure pressurization and a moisture flush process.
- 4. Saturated air is exhausted out structure roof vents and/or window openings



At ideal conditions, a 1.2 MBTU system can extract up to 40 gal./hr. or 960 gal./day... capacities comparable to large dehumidifying systems at a ¼ of the capital costs.




Abbotsford
&
Salmon Arm

Conclusion

- ***“The key to dealing with mould – and with the rising tide of public concern and adverse publicity that surround the issue – lies in prevention.”***
 - Taken from: *“mould guidelines for the Canadian construction industry”* Canadian Construction Association – 2004 copyright.
- **As builders, owners, designers you each affect the way moisture is controlled during different stages of construction in your buildings.**
- **Be aware that the portable climate control industry is changing rapidly to keep up with the demands created by the increased awareness surrounding moisture. There are solutions to your challenges you are not aware of yet.**
- **Portable hydronic climate control offers you a powerful, versatile tool to prevent the moist conditions moulds need to thrive.**

www.qccsystems.com



Quality Climate Controls Inc.

Abbotsford
&
Salmon Arm